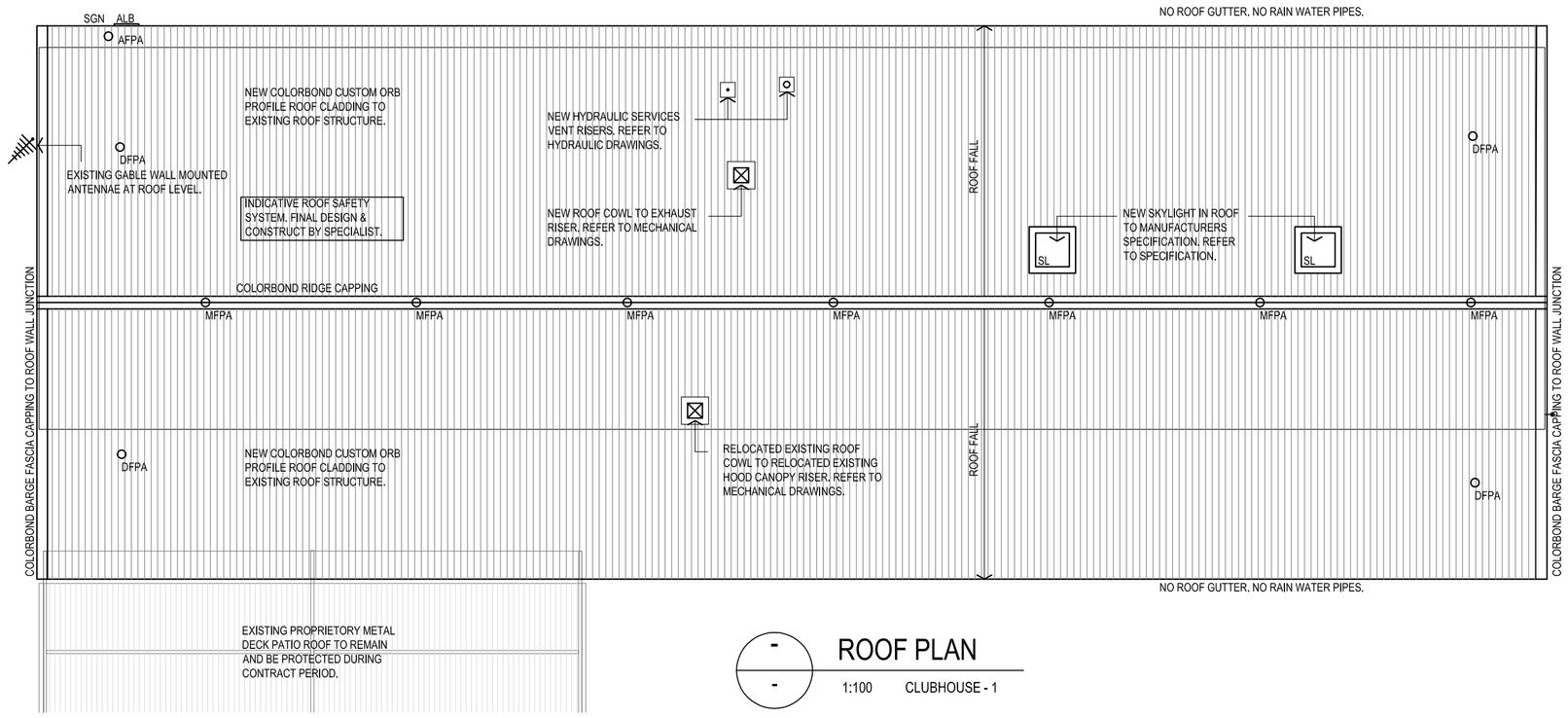

ROOF PLAN

1:100 CLUBHOUSE - 1

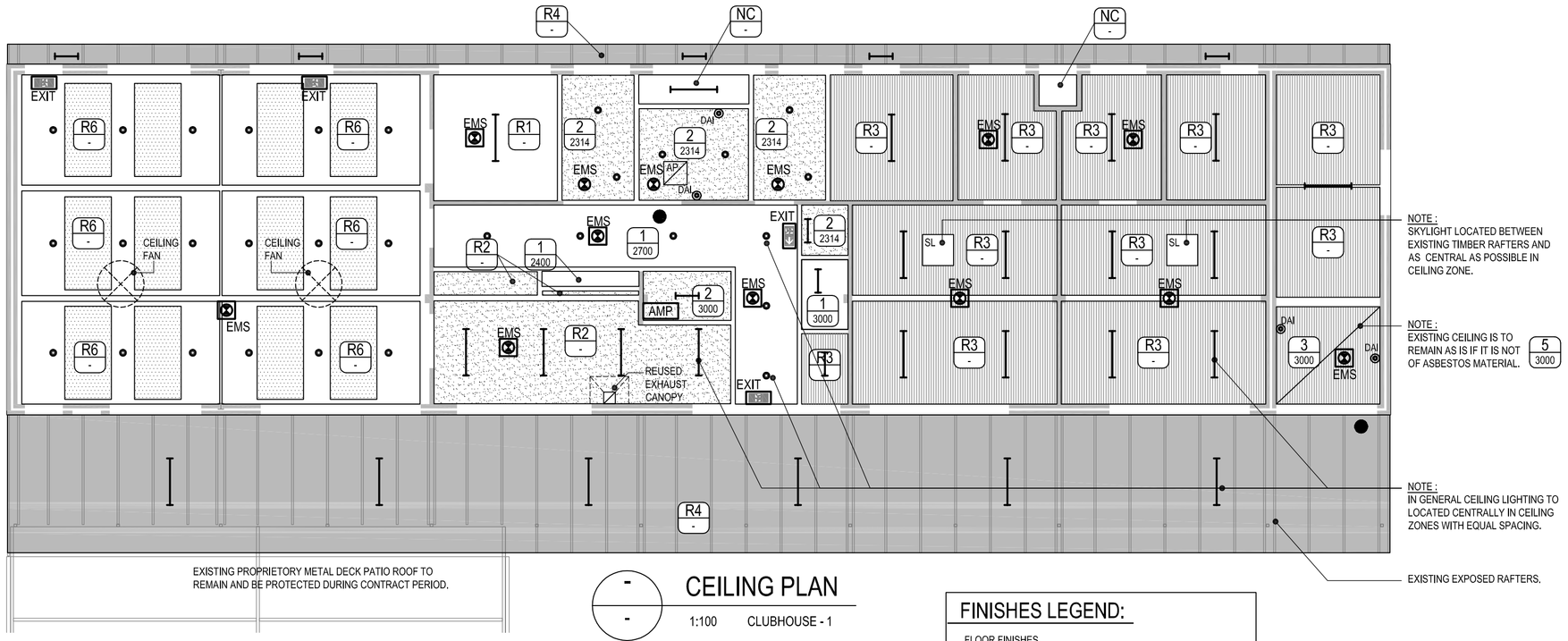

CEILING PLAN

1:100 CLUBHOUSE - 1

FINISHES LEGEND:

FLOOR FINISHES

CFT1	CERAMIC FLOOR TILE, TYPE 1
LIN1	VINYL, TYPE 1
CON 1	CONCRETE SEALER

WALL FINISHES

PT5-A	PAINT, TYPE 1, COLOUR A

CEILING FINISHES

PT3-A	PAINT TYPE 3, COLOUR A

NOTES
1. REFER TO FINISHES SCHEDULE FOR FURTHER INFORMATION.

CEILING PLAN LEGEND:

GRAPHIC	INDICATES CEILING TYPE.
X / XXXX	INDICATES CEILING TYPE HEIGHT ABOVE IMMEDIATE FLOOR LEVEL BELOW OR PITCH OF CEILING AS APPLICABLE.
NO GRAPHIC 1	13mm FLUSH JOINTED PLASTERBOARD CEILING ON TIMBER CEILING FRAMEWORK. CEILING INSULATION AS SPECIFIED. RONDO P50 TRIMS TO ALL EDGES.
NO GRAPHIC R1	RAKING CEILING 13mm FLUSH JOINTED PLASTERBOARD CEILING TO UNDERSIDE OF EXISTING RAFTERS. CEILING INSULATION AS SPECIFIED. RONDO P50 TRIMS TO ALL EDGES.
2	13mm MOISTURE RESISTANT FLUSH JOINTED PLASTERBOARD CEILING TO UNDERSIDE OF EXISTING RAFTERS. CEILING INSULATION AS SPECIFIED. ALL EDGES SEALED TO CEILING.
R2	RAKING CEILING 13mm MOISTURE RESISTANT FLUSH JOINTED PLASTERBOARD CEILING TO UNDERSIDE OF EXISTING RAFTERS. CEILING INSULATION AS SPECIFIED. ALL EDGES SEALED TO CEILING.
3	COLORBOND CUSTOM ORB SHEETING CEILING TO EXISTING CEILING FRAMEWORK. CEILING INSULATION AS SPECIFIED. COLORBOND TRIMS TO ALL EDGES.
R3	RAKING CEILING COLORBOND CUSTOM ORB SHEETING CEILING TO UNDERSIDE OF EXISTING RAFTERS. CEILING INSULATION AS SPECIFIED, COLORBOND TRIM TO EDGES.
R4	RAKING 9mm COMPRESSED FIBRE CEMENT SOFFIT LINING TO TOP OF AND FITTED BETWEEN EXISTING RAFTERS. TIMBER TRIM TO ALL EDGES.
5	13mm FLUSH JOINTED PLASTERBOARD CEILING ON EXISTING CEILING FRAMEWORK. CEILING INSULATION AS SPECIFIED.
R6	RAKING CEILING 13mm ACOUSTIC PANEL WITH FLUSH JOINTED PLASTERBOARD MARGIN CEILING TO UNDERSIDE OF EXISTING RAFTERS. BLACK CEILING INSULATION AS SPECIFIED.
NO GRAPHIC NC	NO CEILING - EXPOSED UNDERSIDE OF ROOF MATERIALS. ROOF INSULATION AS SPECIFIED.
SL	SKYLIGHT TO RAKING CEILING
AP	CEILING ACCESS PANEL

ROOF SAFETY LEGEND

MFPA	MAIN FALL PREVENTION ANCHOR
DFPA	DIVERSION FALL PREVENTION ANCHOR
AFPA	ACCESS FALL PREVENTION ANCHOR
SGN	SIGN
ALB	ACCESS LADDER BRACKET

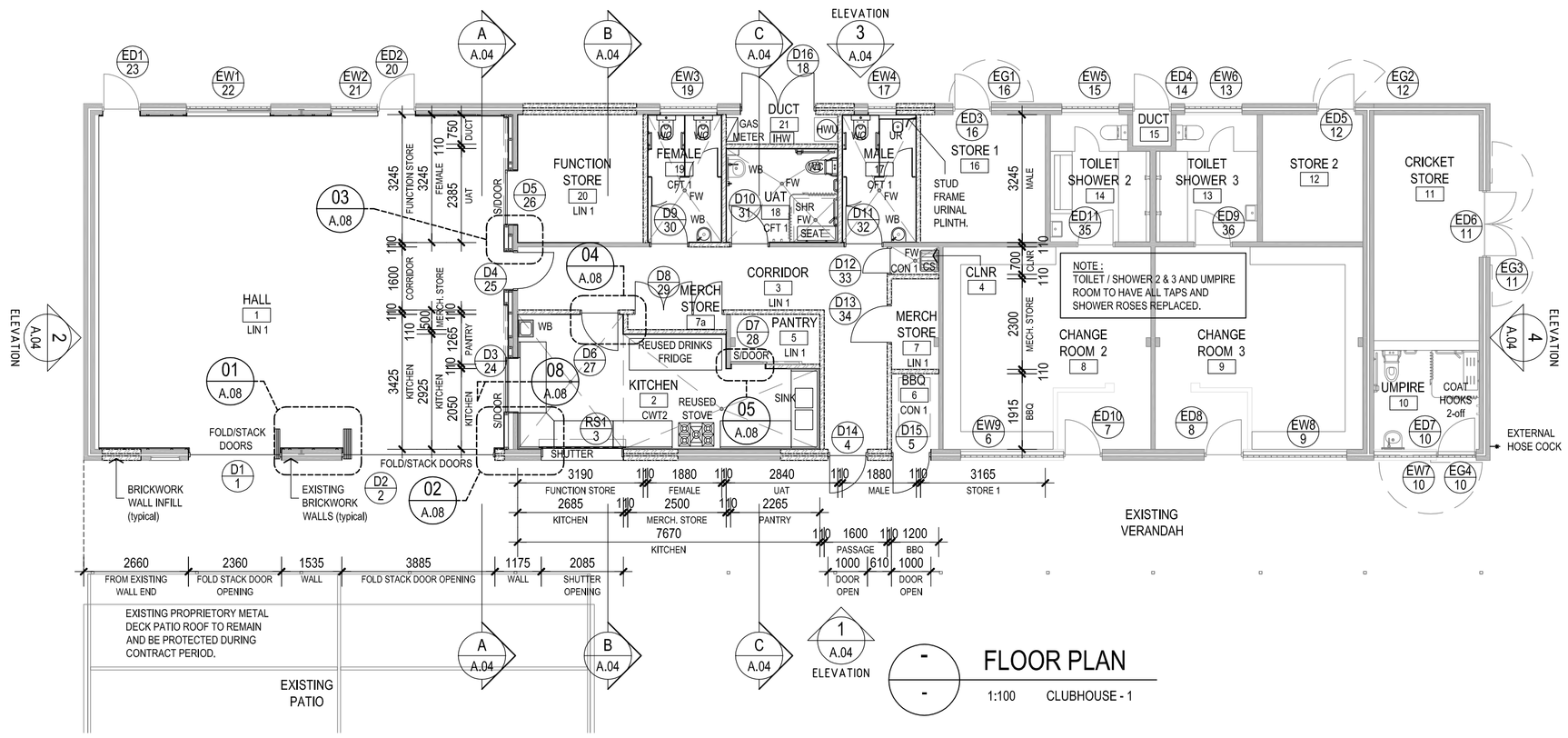

FLOOR PLAN

1:100 CLUBHOUSE - 1

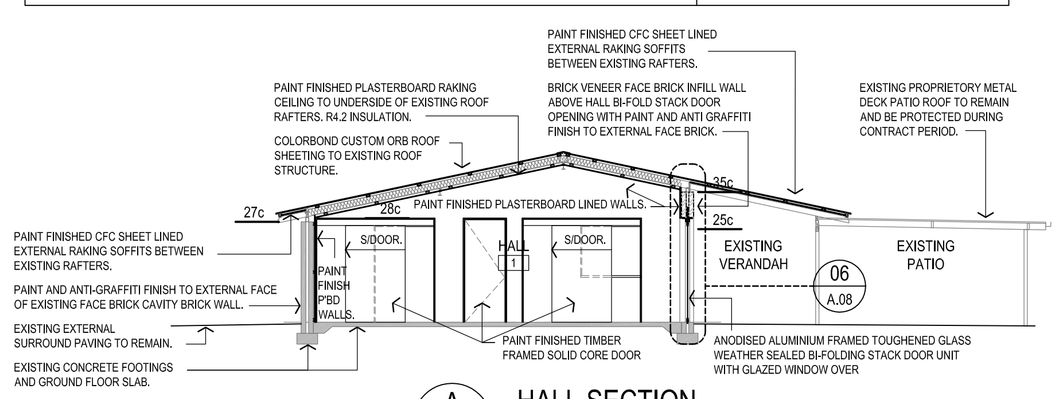

A A.04 HALL SECTION

1:100 CLUBHOUSE - 1

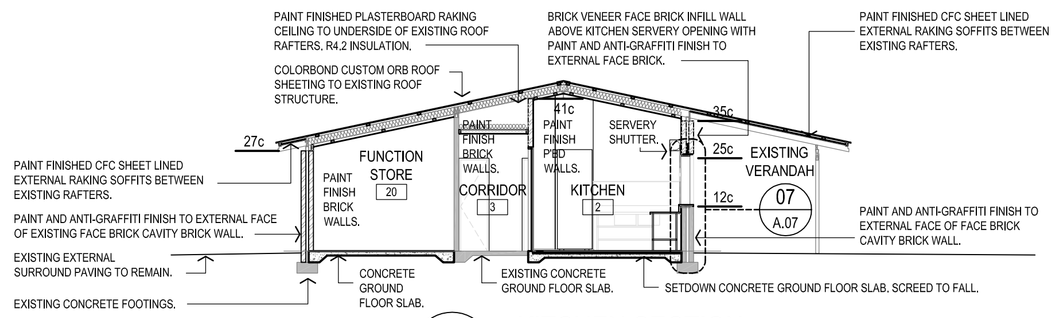

B A.04 KITCHEN SECTION

1:100 CLUBHOUSE - 1

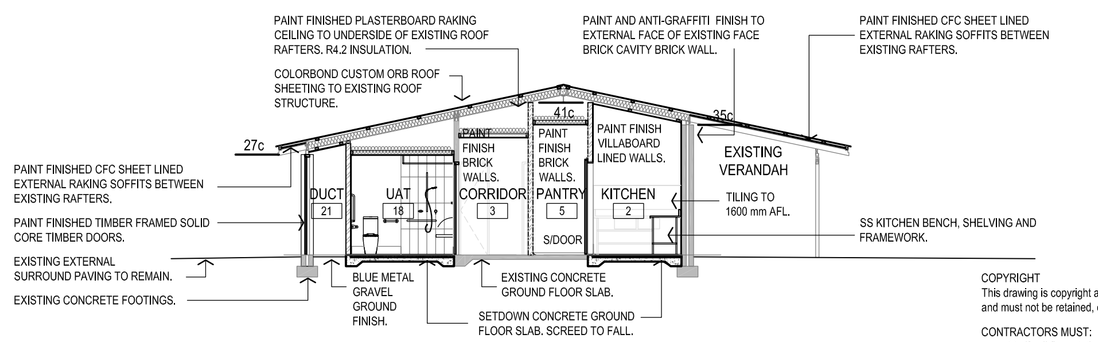

C A.04 UAT SECTION

1:100 CLUBHOUSE - 1

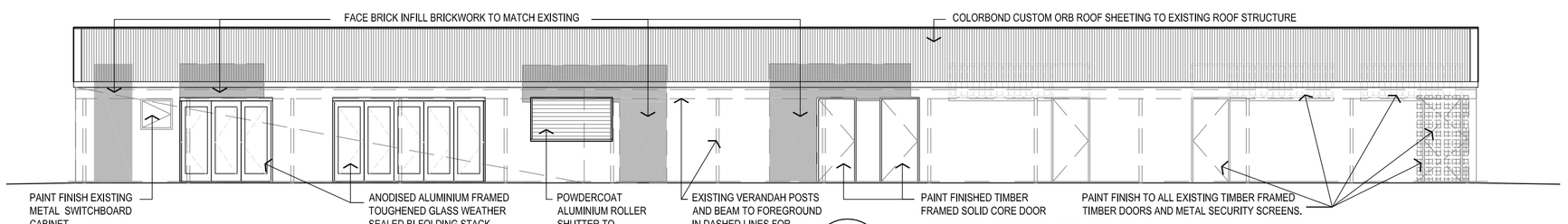

1 A.04 EAST ELEVATION

1:100 CLUBHOUSE - 1

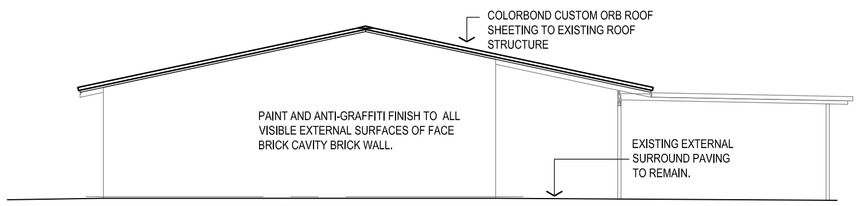

2 A.04 SOUTH ELEVATION

1:100 CLUBHOUSE - 1

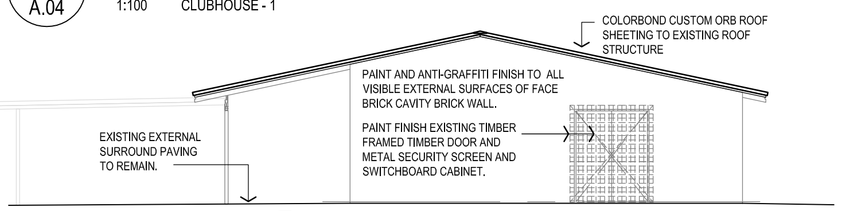

4 A.04 NORTH ELEVATION

1:100 CLUBHOUSE - 1

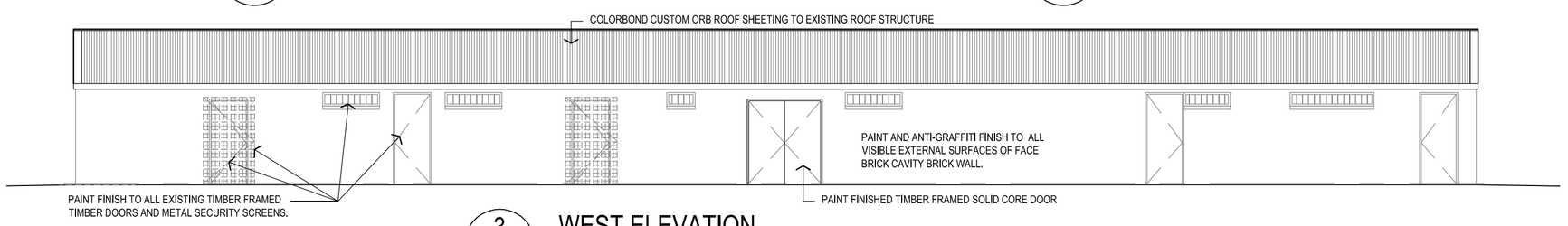

3 A.04 WEST ELEVATION

1:100 CLUBHOUSE - 1

0m 1m 2m 3m 4m 5m VISUAL SCALE 1:100 @ A1

REV	DATE	DESCRIPTION	BY
0	12/10/16	TENDER ISSUE	ZM

Structural:	WALLBRIDGE & GILBERT
Mechanical:	BCA CONSULTANTS
Electrical:	BCA CONSULTANTS
Hydraulic:	BCA CONSULTANTS
Building Certifier:	JMG BUILDING SURVEYORS
Quantity Surveyor:	RIDER LEVETT BUCKNALL
Client:	CITY OF STIRLING

City of Stirling — City of Choice

CITY OF STIRLING
COOLBINIA OVAL
CLUBROOM 1
REFURBISHMENT

Drawing Title: NEW WORKS

Status: FOR TENDER

Drawn: ZM Checked: MLM

Scale: 1:100 @ A1 Job Number: 15053

FORMERLY JAMES CHRISTOU + PARTNERS ARCHITECTS

CHRISTOU
ARCHITECTURE / URBAN DESIGN / INTERIOR DESIGN

12 GUGERI STREET
CLAREMONT WA 6010
T / +61 8 9285 6888
F / +61 8 9285 6893
E / studio@christou.com.au
ABN 87 152 933 885
ACN 152 933 885

COPYRIGHT
This drawing is copyright and the property of Christou Copyright Act and must not be retained, copied aor used without authority.

CONTRACTORS MUST:
- Verify all figured dimensions
- Report any discrepancies in writing prior to commencing on site.

CONTRACTORS MUST NOT:
- Scale dimensions
- Commence manufacture or construction prior to review of shop drawings by CHRISTOU and the consultant group.

Drawing Number A.04

Revision 0